

# Class of 2016 Postgraduate Report

Cornell Career Services surveys Cornell University bachelor's degree recipients for six months following graduation. This report summarizes postgraduate activities for the university as a whole. Refer to college reports (available online) for more comprehensive statistics by college.

## Response

### Response Rates

	Total Surveyed	Responses	Response Rate
University	3,749	2,649	70.7%
Agriculture and Life Sciences	949	757	79.8%
Architecture, Art, and Planning	107	40	37.4%
Arts and Sciences	991	623	62.9%
Engineering	807	580	71.9%
Hotel	277	217	78.3%
Human Ecology	330	174	52.7%
ILR	288	258	89.6%

## Postgraduate Activities

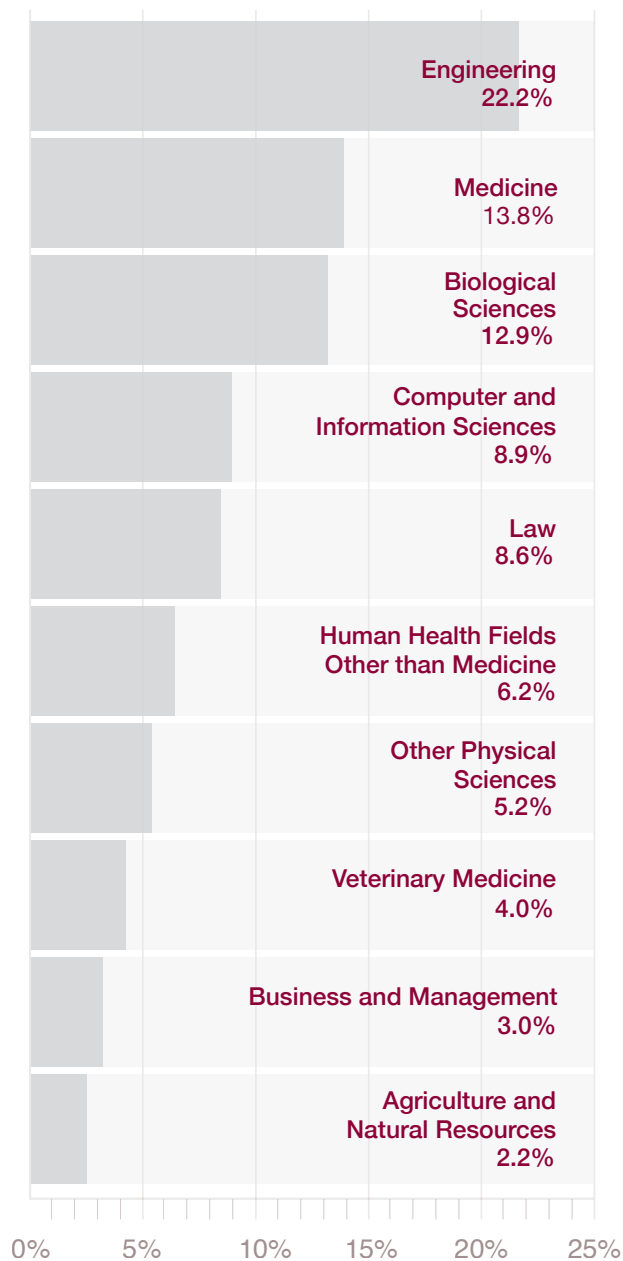
### Activities by College

	Employed	School	Other Endeavors*
University	63.0%	23.8%	13.2%
Agriculture and Life Sciences	57.0%	23.5%	19.5%
Architecture, Art, and Planning	57.5%	12.5%	30.0%
Arts and Sciences	61.5%	27.4%	11.1%
Engineering	62.6%	30.7%	6.7%
Hotel	93.1%	2.3%	4.6%
Human Ecology	37.4%	32.8%	29.8%
ILR	77.9%	14.3%	7.8%

\*Includes pursuing graduate school admission or employment, volunteering, and travel, among other activities.

## Graduate/Professional Studies

### Most Frequently Selected Fields



## Legal Careers

### Law Schools Most Frequently Attended in 2016

Boston University	Harvard University
Columbia University	New York University
Cornell University	University of Pennsylvania
Fordham University	University of Virginia
Georgetown University	Yale University

Acceptance rates\*

<b>Cornell (for 80 applicants in Class of 2016)</b>	<b>91%</b>
<b>National</b>	<b>76%</b>

\*Based on most recent data available from Law School Admission Council for fall 2016 acceptance.

## Medical Careers

### Medical Schools Most Frequently Attended in 2016\*

Albert Einstein	Stony Brook University
Columbia University	SUNY Downstate
Hofstra University	SUNY Upstate
New York Medical College	University at Buffalo
New York University	Weill Cornell Medical College

Acceptance rates\*

<b>Cornell (for 145 applicants in Class of 2016)</b>	<b>67%</b>
<b>Cornell Students with a 3.4 GPA or above</b>	<b>79%</b>
<b>National</b>	<b>39%</b>

\*Based on most recent data available from Association of American Medical Colleges for fall 2016 acceptance.

## Fellowships

Cornell consistently gains national recognition for the fellowship successes of its students. The competitions are highly selective and there are few awards annually.

2016	2015
Gates Cambridge Scholarship 2	Churchill Scholarship 1
Goldwater Scholarship 4	Goldwater Scholarship 1
Marshall Scholarship 1	Keasbey Scholarship 1
Schwarzman Scholarship 3	Rhodes Scholarship 1
Udall Scholarship 1	Udall Scholarship 2

## Employment

### Full-Time On-Campus Recruiting by Bachelor's Degree Recipients

College of Enrollment	Students	Interviews
Agriculture and Life Sciences	189	538
Architecture, Art, and Planning	28	64
Arts and Sciences	234	561
Engineering	304	937
Hotel	170	815
Human Ecology	56	97
ILR	112	384

### Total On-Campus Recruiting Activity\* by Sponsoring Office

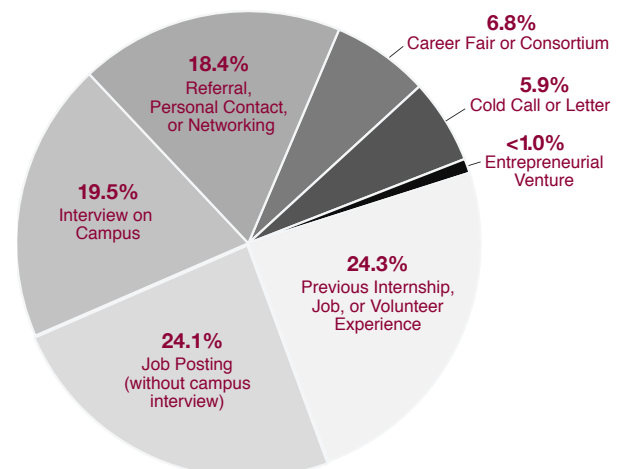
	Employers	Interviews
Cornell Career Services, Barnes Hall	106	2,545
Agriculture and Life Sciences	29	464
Architecture, Art, and Planning	17	258
Engineering	133	3,035
Hotel	102	1,502
Human Ecology	11	46
ILR	60	749

\*Includes graduate and undergraduate full-time, internship, and co-op interviews.

### Employers Hiring the Most Cornellians

Accenture	EY
Amazon	Goldman Sachs
Bank of America Merrill Lynch	Google
Barclays	IBM
BlackRock	JPMorgan Chase
Capital One	Microsoft
Citi	Morgan Stanley
Cornell University	National Institutes of Health
Deloitte Consulting	Oracle
Epic Systems	Teach for America

### How Undergraduates Found Their Jobs



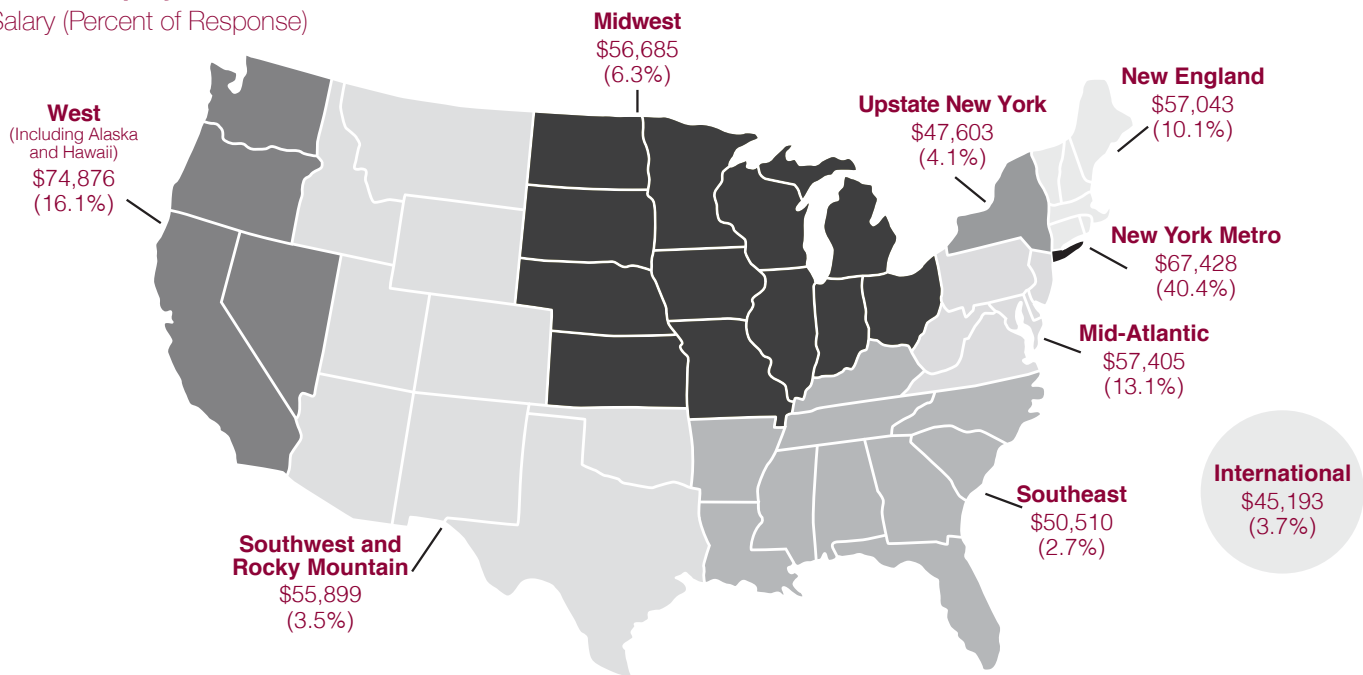
## Salary Statistics

### Salary Statistics for Bachelor's Degree Recipients

	2016	2015	2014
Mean	\$63,071	\$60,268	\$57,180
Median	\$62,400	\$60,000	\$58,620

### Salary Statistics by Geographic Location for Employed Graduates

Mean Salary (Percent of Response)



### Starting Salary Means by College

	2016	2015	2014
Agriculture and Life Sciences	\$58,802	\$58,112	\$53,188
Architecture, Art, and Planning	\$51,008	\$51,195	\$42,986
Arts and Sciences	\$59,397	\$56,566	\$52,217
Engineering	\$79,043	\$74,714	\$72,263
Hotel	\$55,266	\$54,493	\$50,597
Human Ecology	\$48,378	\$45,248	\$50,092
ILR	\$59,633	\$58,297	\$56,117

### Salary Statistics by Employment Sector for Employed Graduates

Business/Industry	Percent of Response	Mean Salary
Financial Services	19.2%	\$75,672
Technology	17.9%	\$81,798
Consulting	16.2%	\$64,168
Hospitality	6.4%	\$51,502
Manufacturing	6.2%	\$63,773
General Business	5.5%	\$54,465
Communications/Media	4.2%	\$47,360
Biotechnology/Pharmaceuticals	4.1%	\$49,484
Retail	3.9%	\$62,964
Law	2.3%	\$45,731
Agriculture	<1.0%	\$46,998
Insurance	<1.0%	\$67,700

Public Sector/Nonprofit	Percent of Response	Mean Salary
Education	6.0%	\$39,464
Other Nonprofit	3.3%	\$38,173
Government	3.6%	\$39,776
Labor	<1.0%	\$40,000

## Overview of Services

### Cornell Career Services

Offers a broad range of programs and services to assist students with their career development.

### Career planning

Career counseling and testing, library and Internet resources, shadowing and networking opportunities.

### Job-search strategies

Advice on the job search, workshops, employer career fairs (on and off campus).

### Employment services

Interviews (on and off campus), resume referrals, job postings via the Internet.

### Graduate and professional school advising

Advice and workshops on the application process and fellowships, information resources, Graduate and Professional School Days.

**The mission of Cornell Career Services** is to empower students to identify their strengths, interests, and values; discover and explore possibilities; gain experience; and develop strategies for pursuing diverse career paths and making mindful career decisions. We offer an array of career-development activities that inspire students to gain confidence and establish a foundation upon which to build their careers over a lifetime.

Learn more about Cornell Career Services at [career.cornell.edu](http://career.cornell.edu).

### Rebecca Sparrow, Executive Director

Cornell Career Services  
103 Barnes Hall, Ithaca, NY 14853  
607.255.5296



Cornell University

## Annual Activities

Individual advising appointments and drop-in advising sessions	16,094
Career development and information programs, classroom presentations	503
Students attending programs and presentations	15,443
Schools represented at annual Graduate and Professional School Days	204
Students attending Graduate and Professional School Days	436
Organizations represented at annual Cornell Career Services Career Fair	273
Students attending Cornell Career Services Career Fair	7,236
Organizations represented at annual Summer Opportunities Fair	41
Students attending Summer Opportunities Fair	542
Organizations represented at annual Nonprofit and Government Career Fair	39
Students attending Nonprofit and Government Career Fair	264
Job-shadowing experiences during winter and spring breaks, 2016	516